

IEC STYLE OVERLOAD RELAYS

- ◆ *IEC style adjustable bimetallic overload relays*
- ◆ *Class 10A thermal overload relays for motor currents 0.14 to 630A*
- ◆ *Ambient compensated*
- ◆ *Three phase (3-pole) and single phase (2-pole) types*
- ◆ *Three phase units are single phase sensitive for better motor protection*
- ◆ *Automatic and/or manual reset*
- ◆ *Direct mount to contactor or separate mount*



PLANET - SWITCH

IEC style overload relays

SEC. PAGE

With BG series mini-contactors

For three-phase starters, RF9 and RFA9 types **5- 2**

For single-phase starters, RFS9 and RFS9A types **5- 3**

With BF series contactors

For three-phase starters, RF38 - RF25 - RF95 - RFA25 - RFA95 types **5- 4**

For single-phase starters, RFS38 - RFS25 - RFS95 - RFA25 - RFA95 types **5- 6**

With B series contactors

For three-phase starters, RF200 and RF420 types **5- 8**

Accessories for all versions **5- 9**

Three poles, single phase sensitive (three phase)



11 RF9



11 RFA9

Adjustment range [A]	Catalog number	Price
		\$ each

MANUAL RESET.

For direct mounting on BG06-BG09 and BG12 mini-contactors ①.

0.14 - 0.23	11 RF9 023	55.00
0.2 - 0.33	11 RF9 033	55.00
0.3 - 0.5	11 RF9 05	55.00
0.45 - 0.75	11 RF9 075	55.00
0.6 - 1	11 RF9 1	55.00
0.9 - 1.5	11 RF9 1V5	55.00
1.4 - 2.3	11 RF9 2V3	55.00
2 - 3.3	11 RF9 33	55.00
3 - 5	11 RF9 5	55.00
4.5 - 7.5	11 RF9 75	55.00
6 - 10	11 RF9 10	55.00
9 - 15	11 RF9 15	55.00

AUTOMATIC RESET.

For direct mounting on BG06-BG09 and BG12 mini-contactors ①.

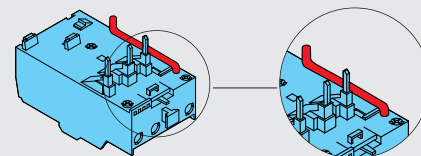
0.14 - 0.23	11 RFA9 023	60.00
0.2 - 0.33	11 RFA9 033	60.00
0.3 - 0.5	11 RFA9 05	60.00
0.45 - 0.75	11 RFA9 075	60.00
0.6 - 1	11 RFA9 1	60.00
0.9 - 1.5	11 RFA9 1V5	60.00
1.4 - 2.3	11 RFA9 2V3	60.00
2 - 3.3	11 RFA9 33	60.00
3 - 5	11 RFA9 5	60.00
4.5 - 7.5	11 RFA9 75	60.00
6 - 10	11 RFA9 10	60.00
9 - 15	11 RFA9 15	60.00

① Suitable for definite-purpose contactor DPBG12.

Operational characteristics

- Tripping class: 10A
 - Normal operating limits: -4...+130°F (-20...+55°C); compensation from 5°F (-15°C)
 - Storage temperature: -65...+160°F (-55...+70°C)
 - Maximum altitude: 9800ft (3000m)
 - Mounting position: normally on vertical plane, ±30° admissible
 - Fixed to contactor
 - Includes: test button and trip indicator
 - Auxiliary contacts: 1NO + 1NC.
- Version without single-phase sensitivity is available on request. Contact Sales & Technical Support for the relative catalog numbers and pricing.
- The appropriate adjustment range of the overload relay should be selected on the basis of the motor nameplate full-load current when across the line starting is considered.

NOTE: To facilitate connection between the auxiliary NC contact of the thermal relay RF9 or RFA9 and terminal A2 of the contactor, insert the wire lead into the appropriate conduit as shown.



Certification and compliance

UL listed, for USA and Canada, file E93601.
 CSA certified, file LR 054332_0_000, class 3211-03.
 Compliant with standards: IEC/EN 60947-1, IEC/EN 60947-4-1.

Two poles (single phase)



11 RFS9

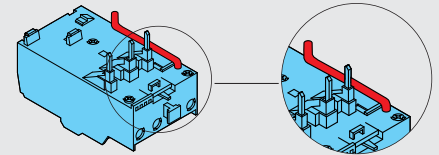
Adjustment range	Catalog number	Price
[A]		\$ each
MANUAL RESET. Direct mounting on BG06-BG09 and BG12 mini-contactors ¹ .		
0.14 - 0.23	11 RFS9 023	50.00
0.2 - 0.33	11 RFS9 033	50.00
0.3 - 0.5	11 RFS9 05	50.00
0.45 - 0.75	11 RFS9 075	50.00
0.6 - 1	11 RFS9 1	50.00
0.9 - 1.5	11 RFS9 1V5	50.00
1.4 - 2.3	11 RFS9 2V3	50.00
2 - 3.3	11 RFS9 33	50.00
3 - 5	11 RFS9 5	50.00
4.5 - 7.5	11 RFS9 75	50.00
6 - 10	11 RFS9 10	50.00
9 - 15	11 RFS9 15	50.00

¹ Suitable for definite-purpose contactor DPBG12.

Operational characteristics

- Tripping class: 10A
 - Normal operating limits: -4...+130°F (-20...+55°C); compensation from 5°F (-15°C)
 - Storage temperature: -65...+160°F (-55...+70°C)
 - Maximum altitude: 9800ft (3000m)
 - Mounting position: normally on vertical plane, ±30° admissible
 - Fixed to contactor
 - Includes: test button and trip indicator
 - Auxiliary contacts: 1NO + 1NC.
- The appropriate adjustment range of the overload relay should be selected on the basis of the motor nameplate full-load current when across the line starting is considered.

NOTE: To facilitate connection between the auxiliary NC contact of the thermal relay RFS9 and terminal A2 of the contactor, insert the wire lead into the appropriate conduit as shown.



Certification and compliance

UL listed, for USA and Canada, file E93601.
 CSA certified, file LR 054332_0_000, class 3211-03.
 Compliant with standards: IEC/EN 60947-1, IEC/EN 60947-4-1.

Three poles, single phase sensitive (three phase)



RF38

5



11 RF25



11 RF95

Adjustment range [A]	Catalog number	Price
----------------------	----------------	-------

MANUAL OR AUTOMATIC RESET.

Direct mounting on BF09A - BF12A - BF18A - BF25A - BF26A - BF32A - BF38A contactors ❶.

Independent mounting with RFX38 04 base.

0.1-0.16	RF38 0016	55.00
0.16-0.25	RF38 0025	55.00
0.25-0.4	RF38 0040	55.00
0.4-0.63	RF38 0063	55.00
0.63-1	RF38 0100	55.00
1-1.6	RF38 0160	55.00
1.6-2.5	RF38 0250	55.00
2.5-4	RF38 0400	55.00
4-6.5	RF38 0650	55.00
6.3-10	RF38 1000	55.00
9-14	RF38 1400	55.00
13-18	RF38 1800	63.00
17-23	RF38 2300	63.00
20-25	RF38 2500	63.00
24-32	RF38 3200	98.00
32-38	RF38 3800	98.00

MANUAL RESET.

Direct mounting on BF9C-BF12C-BF16C-BF20C-BF25C-BF32C-BF40C contactors ❶.

Independent mounting with G230 base.

0.14 - 0.23	11 RF25 023	55.00
0.2 - 0.33	11 RF25 033	55.00
0.3 - 0.5	11 RF25 05	55.00
0.45 - 0.75	11 RF25 075	55.00
0.6 - 1	11 RF25 1	55.00
0.9 - 1.5	11 RF25 1V5	55.00
1.4 - 2.3	11 RF25 2V3	55.00
2 - 3.3	11 RF25 33	55.00
3 - 5	11 RF25 5	55.00
4.5 - 7.5	11 RF25 75	55.00
6 - 10	11 RF25 10	55.00
9 - 15	11 RF25 15	55.00
14 - 23	11 RF25 23	63.00
17 - 26	11 RF25 26	73.00

Direct mounting on BF20C-BF25C contactors ❷.

Complete with G291 links.

Independent mounting with G270 base ❸.

20 - 33	11 RF95 1 33	130.00
28 - 42	11 RF95 1 42	145.00

Direct mounting on BF32C-BF40C contactors ❷.

Complete with G260 links. Independent mounting with G270 base ❸.

20 - 33	11 RF95 2 33	130.00
28 - 42	11 RF95 2 42	145.00
35 - 50	11 RF95 2 50	151.00
46 - 65	11 RF95 2 65	170.00

Direct mounting on BF50-BF110 and BF50C-BF110C contactors. Complete with G261 links.

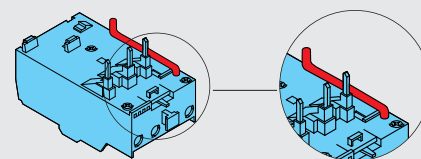
Independent mounting with G270 base ❸.

20 - 33	11 RF95 3 33	130.00
28 - 42	11 RF95 3 42	145.00
35 - 50	11 RF95 3 50	151.00
46 - 65	11 RF95 3 65	170.00
60 - 82	11 RF95 3 82	186.00
70 - 95	11 RF95 3 95	203.00
90 - 110	11 RF95 3 110	227.00

Operational characteristics

- Tripping class: 10A
 - Normal operating limits: -4...+130°F (-20...+55°C); compensation from 5°F (-15°C)
 - Storage temperature: -65...+160°F (-55...+70°C)
 - Maximum altitude: 9800ft (3000m)
 - Mounting position: normally on vertical plane, ±30° admissible
 - Fixed to contactor
 - Includes: test button and trip indicator
 - Auxiliary contacts: 1NO + 1NC.
- Version without single-phase sensitivity is available on request. Contact Sales & Technical Support for the relative catalog numbers and pricing.
- The appropriate adjustment range of the overload relay should be selected on the basis of the motor nameplate full-load current when across the line starting is considered.

NOTE: To facilitate connection between the auxiliary NC contact of the thermal relay RF25 or RF95 and terminal A2 of the contactor, insert the wire lead into the appropriate conduit as shown.



Certification and compliance

UL listed, for USA and Canada, file E93601.

CSA certified, file LR 054332_0_000, class 3211-03 except for RF38.

Compliant with standards: IEC/EN 60947-1, IEC/EN 60947-4-1.

❶ Also suitable for earlier BF9-BF40 types with AC coil and definite-purpose contactors.

❷ Also suitable for earlier BF20 10-BF20 01-BF20 40- BF25 10-BF25 01-BF25 40 types. For overload relay 11RF95 0 23, suitable for BF20 00-BF25 00 types and definite-purpose contactor DPBF26A, contact Sales & Technical Support for pricing and details

❸ Also suitable for earlier BF32-BF40 types with AC coil and definite-purpose contactor DPBF32A.

❹ To use with the G270 base, remove the mounted links and assemble the ones supplied with the G270.

Three poles, single phase sensitive (three phase)



11 RFA25



11 RFA95

Adjustment range	Catalog number	Price
[A]		\$ each

AUTOMATIC RESET.
Direct mounting on BF9C-BF12C-BF16C-BF20C-BF25C-BF32C-BF40C contactors ①.
Independent mounting with G230 base.

0.14 - 0.23	11 RFA25 023	60.00
0.2 - 0.33	11 RFA25 033	60.00
0.3 - 0.5	11 RFA25 05	60.00
0.45 - 0.75	11 RFA25 075	60.00
0.6 - 1	11 RFA25 1	60.00
0.9 - 1.5	11 RFA25 1V5	60.00
1.4 - 2.3	11 RFA25 2V3	60.00
2 - 3.3	11 RFA25 33	60.00
3 - 5	11 RFA25 5	60.00
4.5 - 7.5	11 RFA25 75	60.00
6 - 10	11 RFA25 10	60.00
9 - 15	11 RFA25 15	60.00
14 - 23	11 RFA25 23	70.00
17 - 26	11 RFA25 26	81.00

Direct mounting on BF20C-BF25C contactors.
Complete with G291 links ②.
Independent mounting with G270 base ③.

20 - 33	11 RFA95 1 33	135.00
28 - 42	11 RFA95 1 42	150.00

Direct mounting on BF32C-BF40C.
Complete with G260 links ④.
Independent mounting with G270 base ⑤.

20 - 33	11 RFA95 2 33	135.00
28 - 42	11 RFA95 2 42	150.00
35 - 50	11 RFA95 2 50	156.00
46 - 65	11 RFA95 2 65	175.00

Direct mounting on BF50-BF110 and BF50C-BF110C contactors.
Complete with G261 links.
Independent mounting with G270 base ⑥.

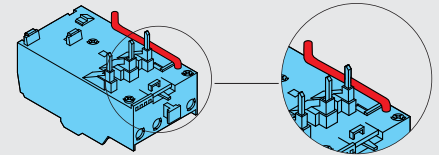
20 - 33	11 RFA95 3 33	139.00
28 - 42	11 RFA95 3 42	150.00
35 - 50	11 RFA95 3 50	156.00
46 - 65	11 RFA95 3 65	175.00
60 - 82	11 RFA95 3 82	191.00
70 - 95	11 RFA95 3 95	208.00
90 - 110	11 RFA95 3 110	232.00

- ① Also suitable for earlier BF9-BF40 types with AC coil and definite-purpose contactors.
- ② Also suitable for earlier BF20 10-BF20 01-BF20 40- BF25 10-BF25 01-BF25 40 types.
For overload relay 11RFA95, suitable for BF20 00-BF25 00 types and definite-purpose contactor, DPBF26A contact Sales & Technical Support for pricing and details.
- ③ Also suitable for earlier BF32-BF40 types with AC coil and definite-purpose contactor DPBF32A.
- ④ To use with the G270 base, remove the mounted links and assemble the ones supplied with the G270.

Operational characteristics

- Tripping class: 10A
 - Normal operating limits: -4...+130°F (-20...+55°C); compensation from 5°F (-15°C)
 - Storage temperature: -65...+160°F (-55...+70°C)
 - Maximum altitude: 9800ft (3000m)
 - Mounting position: normally on vertical plane, ±30° admissible
 - Fixed to contactor or independent mounting
 - Includes: test button and trip indicator
 - Auxiliary contacts: 1NO + 1NC.
- The appropriate adjustment range of the overload relay should be selected on the basis of the motor nameplate full-load current when across the line starting is considered.

NOTE: To facilitate connection between the auxiliary NC contact of the thermal relay RFA25 or RFA95 and terminal A2 of the contactor, insert the wire lead into the appropriate conduit as shown.



Certification and compliance

UL listed, for USA and Canada, file E93601.
CSA certified, file LR 054332_0_000, class 3211-03.
Compliant with standards: IEC/EN 60947-1, IEC/EN 60947-4-1.

Two poles (single phase)



RFS38

5



11 RFS25



11 RFS95

Adjustment range	Catalog number	Price
[A]		\$ each

MANUAL OR AUTOMATIC RESET.

Direct mounting on BF09A - BF12A - BF18A - BF25A - BF26A - BF32A - BF38A contactors ①.

Independent mounting with RFX38 04 base.

0.1-0.16	RFS38 0016	50.00
0.16-0.25	RFS38 0025	50.00
0.25-0.4	RFS38 0040	50.00
0.4-0.63	RFS38 0063	50.00
0.63-1	RFS38 0100	50.00
1-1.6	RFS38 0160	50.00
1.6-2.5	RFS38 0250	50.00
2.5-4	RFS38 0400	50.00
4-6.5	RFS38 0650	50.00
6.3-10	RFS38 1000	50.00
9-14	RFS38 1400	50.00
13-18	RFS38 1800	58.00
17-23	RFS38 2300	58.00
20-25	RFS38 2500	58.00
24-32	RFS38 3200	93.00
32-38	RFS38 3800	93.00

MANUAL RESETTING.

Direct mounting on BF9C-BF12C-BF16C-BF20C-BF25C-BF32C-BF40C contactors ①.

Independent mounting with G230 base.

0.14 - 0.23	11 RFS25 023	50.00
0.2 - 0.33	11 RFS25 033	50.00
0.3 - 0.5	11 RFS25 05	50.00
0.45 - 0.75	11 RFS25 075	50.00
0.6 - 1	11 RFS25 1	50.00
0.9 - 1.5	11 RFS25 1V5	50.00
1.4 - 2.3	11 RFS25 2V3	50.00
2 - 3.3	11 RFS25 33	50.00
3 - 5	11 RFS25 5	50.00
4.5 - 7.5	11 RFS25 75	50.00
6 - 10	11 RFS25 10	50.00
9 - 15	11 RFS25 15	50.00
14 - 23	11 RFS25 23	58.00
17 - 26	11 RFS25 26	68.00

Direct mounting on BF20C-BF25C contactors.

Complete with G291 links ②.

Independent mounting with G270 base ③.

20 - 33	11 RFS95 1 33	115.00
28 - 42	11 RFS95 1 42	130.00

Direct mounting on BF32C-BF40C contactors ④.

Complete with G260 links.

Independent mounting with G270 base ⑤.

20 - 33	11 RFS95 2 33	115.00
28 - 42	11 RFS95 2 42	130.00

① Also suitable for earlier BF9-BF40 types with AC coil and definite-purpose contactors.

② Also suitable for earlier BF20 10-BF20 01-BF20 40- BF25 10-BF25 01-BF25 40 types.

③ Also suitable for earlier BF32-BF40 types with AC coil and definite-purpose contactor DPBF32A.

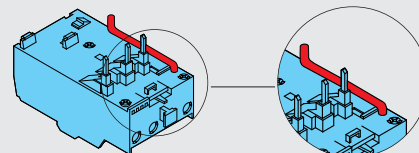
④ To use with the G270 base, remove the mounted links and assemble the ones supplied with the G270.

Operational characteristics

- Tripping class: 10A
- Normal operating limits: -4...+130°F (-20...+55°C); compensation from 5°F (-15°C)
- Storage temperature: -65...+160°F (-55...+70°C)
- Maximum altitude: 9800ft (3000m)
- Mounting position: normally on vertical plane, ±30° admissible
- Fixed to contactor or independent mounting
- Includes: test button and trip indicator
- Auxiliary contacts: 1NO + 1NC.

The appropriate adjustment range of the thermal overload relay should be selected on the basis of the motor nameplate full-load current when direct starting is considered.

NOTE: To facilitate connection between the auxiliary NC contact of the thermal relay RFS25 or RFS95 and terminal A2 of the contactor, insert the wire lead into the appropriate conduit as shown.



Certification and compliance

UL listed, for USA and Canada, file E93601.

CSA certified, file LR 054332_0_000, class 3211-03 except for RFS38.

Compliant with standards: IEC/EN 60947-1, IEC/EN 60947-4-1.

Two poles (single phase)



11 RFSA25

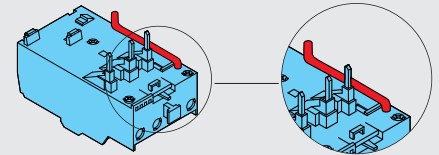
Adjustment range	Catalog number	Price
[A]		\$ each
AUTOMATIC RESET. Direct mounting on BF9C-BF12C-BF16C-BF20C-BF25C-BF32C-BF40C contactors ①. Independent mounting with G230 base.		
0.14 - 0.23	11 RFSA25 023	55.00
0.2 - 0.33	11 RFSA25 033	55.00
0.3 - 0.5	11 RFSA25 05	55.00
0.45 - 0.75	11 RFSA25 075	55.00
0.6 - 1	11 RFSA25 1	55.00
0.9 - 1.5	11 RFSA25 1V5	55.00
1.4 - 2.3	11 RFSA25 2V3	55.00
2 - 3.3	11 RFSA25 33	55.00
3 - 5	11 RFSA25 5	55.00
4.5 - 7.5	11 RFSA25 75	55.00
6 - 10	11 RFSA25 10	55.00
9 - 15	11 RFSA25 15	55.00
14 - 23	11 RFSA25 23	65.00
17 - 26	11 RFSA25 26	76.00

① Also suitable for earlier BF9-BF40 types with AC coil and definite-purpose contactors.

Operational characteristics

- Tripping class: 10A
 - Normal operating limits: -4...+130°F (-20...+55°C); compensation from 5°F (-15°C)
 - Storage temperature: -65...+160°F (-55...+70°C)
 - Maximum altitude: 9800ft (3000m)
 - Mounting position: normally on vertical plane, ±30° admissible
 - Fixed to contactor or independent mounting
 - Includes: test button and trip indicator
 - Auxiliary contacts: 1NO + 1NC.
- The appropriate adjustment range of the overload relay should be selected on the basis of the motor nameplate full-load current when across the line starting is considered.

NOTE: To facilitate connection between the auxiliary NC contact of the thermal relay RFSA25 and terminal A2 of the contactor, insert the wire lead into the appropriate conduit as shown.



Certification and compliance

UL listed, for USA and Canada, file E93601.
CSA certified, file LR 054332_0_000, class 3211-03.
Compliant with standards: IEC/EN 60947-1, IEC/EN 60947-4-1.

Three-pole, single phase sensitive (three phase)



RF200 - RF420

Adjustment range [A]	Catalog number	Price
		\$ each
MANUAL OR AUTOMATIC RESET. Separate mounting ①.		
60 - 100	11 RF200 100	400.00
75 - 125	11 RF200 125	400.00
90 - 150	11 RF200 150	400.00
120 - 200	11 RF200 200	400.00
Separate mounting ①.		
150 - 250	11 RF420 250	500.00
180 - 300	11 RF420 300	500.00
250 - 420	11 RF420 420	500.00

① Connecting links between contactor and relay are not included.
Direct mounting on contactor is possible with the following links:
G372 to fix RF200 on B115-B145-B180
G373 to fix RF200 on B250-B310-B400
G375 to fix RF420 on B145-B180
G376 to fix RF420 on B250-B310-B400.
See page 5-9 for connecting link details.
NOTE: Contact Sales & Technical Support for overload relays to be used with B500-B630 contactors.

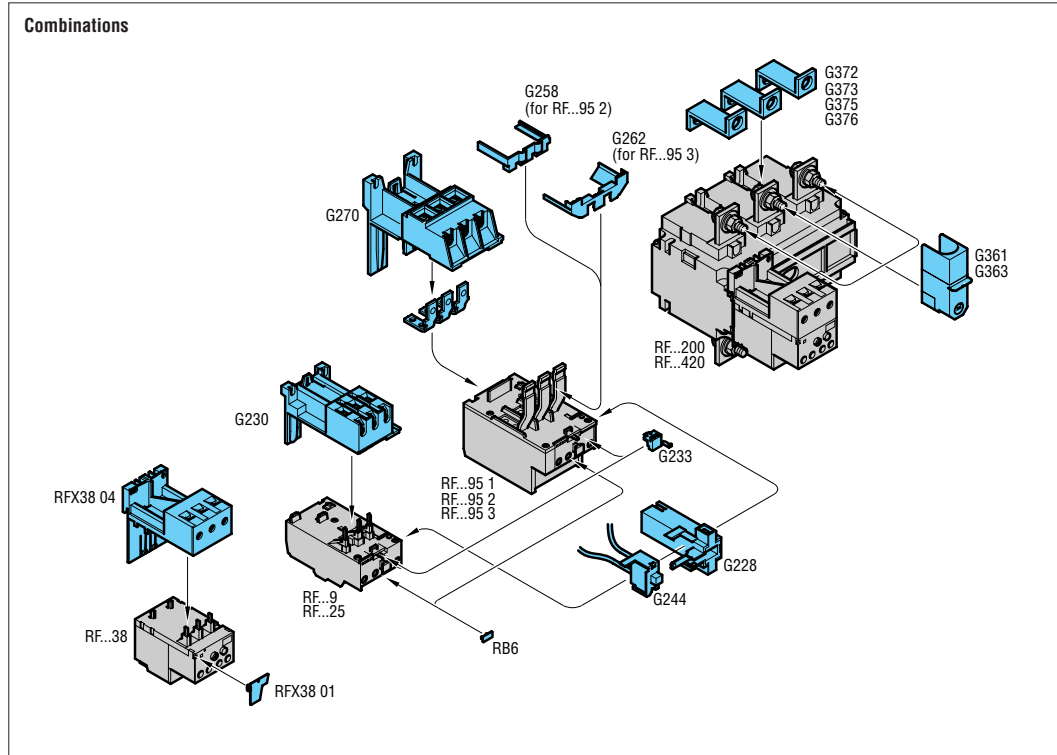
Operational characteristics

- Tripping class: 10A
 - Normal operating limits: -4...+130°F (-20...+55°C); compensation from 5°F (-15°C)
 - Storage temperature: -65...+160°F (-55...+70°C)
 - Maximum altitude: 9800ft (3000m)
 - Mounting position: normally on vertical plane, ±30° admissible
 - Fixed to contactor or independent mounting
 - Includes: test button and trip indicator
 - Auxiliary contacts: 1NO + 1NC.
- Version without single-phase sensitivity is available on request. Contact Sales & Technical Support for the relative catalog numbers and pricing.
The appropriate adjustment range of the overload relay should be selected on the basis of the motor nameplate full-load current when across the line starting is considered.

Certification and compliance

UL listed, for USA and Canada, file E93601.
Compliant with standards: IEC/EN 60947-1, IEC/EN 60947-4-1.

Combinations





RFX38 02



RFX38 03



11 G258



11 G262



11 G230

RFX38 04



11 G228

11 G244

- ① G430 can be used for connection between RF...95 and definite purpose contactor DPBF26A.
- ② G260 can also be used for connection between RF...95 and definite-purpose contactor DPBF32A.
- ③ Suitable con definite-purpose contactors DPBF...A too.
- ④ Front finger protection IP20 is warranted to contactor-thermal relay connections.
- ⑤ To use with the G270 base, remove the mounted links and assemble the ones supplied with the G270.
- ⑥ Replace with voltage digits.
Indicate: 024 for 24V, 120 for 110-125V and 230 for 200-240V.
All are suitable for 50/60Hz.
Other voltage values are available on request.
Contact Sales & Technical Support for details.

Description	Catalog number	Price
		\$ each
Set of links for direct contactor mounting.		
RF...95 on contactor:	BF20 00-BF25 00	11 G430 ① 8.00
	BF20 10-BF20 01	11 G291 8.00
	BF25 10-BF25 01	
	BF20 40-BF25 40	
	AC and DC types	
	BF32-BF40	11 G260 ② 8.00
	AC and DC types	
	BF50-BF110	11 G261 11.00
	AC and DC types	
RF...200 on contactor:	B115-B145-B180	11 G372 29.00
	B250-B310-B400	11 G373 44.00
RF...420 on contactor:	B145-B180	11 G375 39.00
	B250-B310-B400	11 G376 46.00
Protection cover for thermal overload relay-contactor assembly.		
RF38 on contactor BF09A - BF12A - BF18A - BF25A ③	RFX38 02	4.00
RF38 on contactor BF26A - BF32A - BF38A ④	RFX38 03	4.00
Finger protection for power terminals.		
RF...95 2	11 G258 ⑤	4.50
RF...95 3	11 G262 ⑤	4.50
RF...200	11 G361	17.00
RF...420	11 G363	33.00
Independent mounting. Screw fixing or 35mm DIN rail (IEC/EN 60715) mounting.		
RF...38	RFX38 04	12.50
RF25	11 G230	11.50
RF95	11 G270 ⑥	42.00
Remote reset.		
All types	11 G228 ⑥	46.00
Anti-tamper shield.		
RF...38	BFX38 01	5.00
All types	11 G233	2.50
Electric button with 1NO contact.		
RF...9 - RF...25 - RF...95	11 G244	7.00
Marking element.		
RF...9 - RF...25 - RF...95	11 RB6	3.20

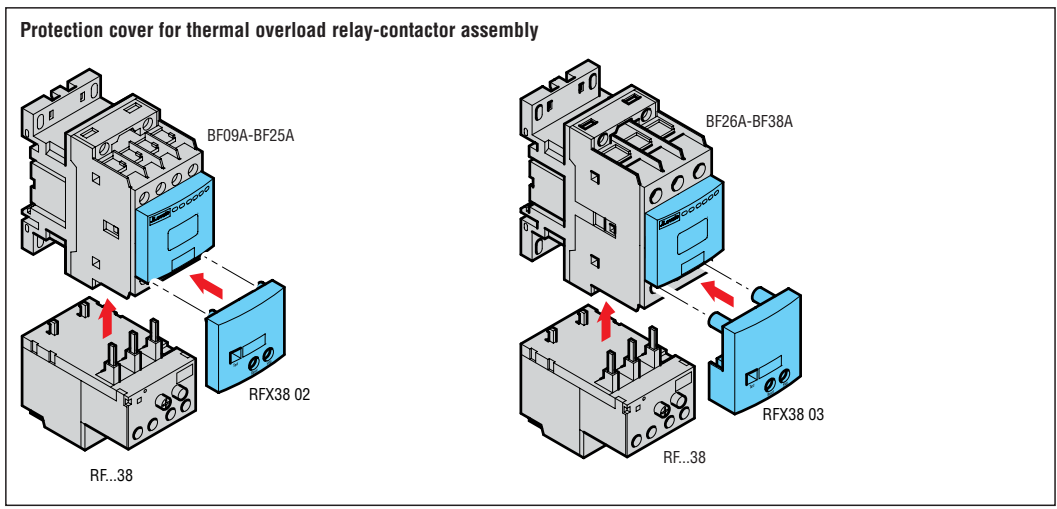
Remote reset (G228) operational characteristics

Control circuit voltage	V	12 - 550
AC (50/60Hz)		
Power consumption in AC	VA	300
Minimum reset time	ms	20

NOTE: Coil can remain supplied for a maximum interval of 500ms; 3 consecutive operations are allowed, followed by a 5 minute interval.
It is recommended to use the wiring diagram on page W-5.

Certification and compliance

UL recognition listed, for USA and Canada, file E93601.
CSA certified, file LR 054332_0_000, class 3211-02 for links and G361 and G363 protections.
Compliant with standards: IEC/EN 60947-1, IEC/EN 60947-4-1.





PAGE 6-2

ENCLOSED COMPACT STARTERS WITH OVERLOAD RELAY

- Single and three-phase motor ratings, 1A to 95A
- With reset button or with start-stop/reset buttons.



PAGE 6-4

EMPTY NON-METALLIC ENCLOSURES

- Versions without pushbuttons, with reset button only or with start-stop/reset buttons
- Suitable to contain BG mini-contactors or BF09A to BF95 contactors, up to 95A rating.



PAGE 6-8

REVERSING CONTACTOR ASSEMBLIES

- Unwired and wired versions
- Single and three-phase motor ratings, 6A to 185A
- AC or DC control coil.

IEC STYLE STARTERS

- ◆ Compact, economical IEC style starters, full voltage non-reversing
- ◆ Non-metallic enclosures
- ◆ Available with RESET or START/STOP push buttons in cover
- ◆ Enclosures available separately for customer assembly
- ◆ Reversing contactor assemblies



PLANET - SWITCH

**Full-voltage - across the line - starters
Non-reversing - three phase**

SEC. PAGE

Enclosed compact starter with overload relay	6- 2
Empty non-metallic enclosures	6- 4

Reversing - three poles

With operating coil in AC	6- 8
With operating coil in DC	6- 9