

IEC style contactors

Three-pole non-reversing contactors with operating coil in AC



BG06A-BG09A-BG12A



BF09A-BF12A-BF18A-BF25A




BF26A-BF32A-BF38A



BF50-BF65-BF80-BF95-BF110



B115-B145-B180-B250-B310-B400-B500-B630



B1250-B1600

3

Maximum horsepower ratings		Single phase		Three phase		UL Amp rating	UL resistive Amps	Maximum current		Incorporated auxiliary contacts		Type of termination	Catalog number	Price
120V	240V	200V	240V	480V	600V			Inductive AC3	Resistive AC1	NO	NC			
[HP]	[HP]	[HP]	[HP]	[HP]	[HP]	[A]	[A]	[A]	[A]					\$ each
1/3	1	1 1/2	2	3	3	16	—	6	16	1 ⑤ 0	0	Clamp-screw	11 BG06 10 A ①	49.00
										0	1 ⑤			11 BG06 01 A ①
1/2	1 1/2	2	3	5	5	20	—	9	20	1 ⑤ 0	0	Clamp-screw	11 BG09 10 A ① ⑥	60.00
										0	1 ⑤			11 BG09 01 A ① ⑥
1/2	1 1/2	2	3	5	5	20	—	9	20	1 ⑤ 0	0	Faston	11 BGF09 10 A ①	70.00
										0	1 ⑤			11 BGF09 01 A ①
1/2	1 1/2	2	3	5 ②	—	20	—	9	20	1 ⑤ 0	0	Rear PCB solder pin	11 BGP09 10 A ① ②	70.00
										0	1 ⑤			11 BGP09 01 A ① ②
1/2	1 1/2	3	3	7 1/2	10	20	—	12	20	1 ⑤ 0	0	Clamp-screw	11 BG12 10 A ①	76.00
										0	1 ⑤			11 BG12 01 A ①
3/4	2	3	3	5	7 1/2	25	—	9	25	1 ⑤ 0	0	Clamp-screw	BF09 10A ①	81.00
										0	1 ⑤			BF09 01A ①
1	2	5	5	7 1/2	10	28	—	12	28	1 ⑤ 0	0	Clamp-screw	BF12 10A ①	102.00
										0	1 ⑤			BF12 01A ①
1	3	5	5	10	15	32	—	18	32	1 ⑤ 0	0	Clamp-screw	BF18 10A ①	117.00
										0	1 ⑤			BF18 01A ①
2	3	7 1/2	7 1/2	15	15	32	—	25	32	1 ⑤ 0	0	Clamp-screw	BF25 10A ①	130.00
										0	1 ⑤			BF25 01A ①
2	5	7 1/2	7 1/2	15	20	45	—	26	45	—	—	Clamp-screw	BF26 00A ①	150.00
3	7 1/2	10	10	20	25	55	—	32	56	—	—	Clamp-screw	BF32 00A ①	154.00
3	7 1/2	10	15	30	30	55	—	38	56	—	—	Clamp-screw	BF38 00A ①	188.00
5	10	10	15	30	40	90	—	50	90	—	—	Lug-clamp	11 BF50 00 ①	238.00
—	—	20	25	50	60	110	—	65	110	—	—	Lug-clamp	11 BF65 00 ①	308.00
—	—	25	30	60	75	125	—	80	125	—	—	Lug-clamp	11 BF80 00 ①	362.00
—	—	30	30	60	75	125	—	95	125	—	—	Lug-clamp	11 BF95 00 ①	388.00
—	—	30	40	75	100	125	—	110	125	—	—	Lug-clamp	11 BF110 00 ①	424.00
—	—	30	40	75	100	110	160	110	160	—	—	Screw-nut	11 B115 00 ⑥	541.00
—	—	50	50	100	125	150	220	150	250	—	—	Screw-nut	11 B145 00 ⑥	770.00
—	—	60	75	150	150	180	260	185	275	—	—	Screw-nut	11 B180 00 ⑥	1080.00
—	—	75	100	200	250	250	350	265	350	—	—	Screw-nut	11 B250 00 ⑥	1318.00
—	—	100	125	250	300	315	400	320	450	—	—	Screw-nut	11 B310 00 ⑥	1859.00
—	—	125	150	350	400	400	450	420	550	—	—	Screw-nut	11 B400 00 ⑥	2318.00
—	—	—	—	—	—	No UL	No UL	520	700	—	—	Screw-nut	11 B500 00 ⑥	4522.00
—	—	—	—	—	—	No UL	No UL	630	800	—	—	Screw-nut	11 B630 00 ⑥	6390.00
—	—	—	—	—	—	No UL	No UL	None	1000	—	—	Screw-nut	11 B630 1000 00 ⑥	7056.00
—	—	—	—	—	—	No UL	No UL	None	1250	2	4	Screw-nut	11 B1250 24 ④	④
—	—	—	—	—	—	No UL	No UL	None	1600	2	4	Screw-nut	11 B1600 24 ④	④

① Complete catalog number with coil digit per following table.

AC coil digit	Voltage range
02460	24V 60Hz
12060	120V 60Hz
23060	200-240V 60Hz
46060	440-480V 60Hz
57560	575V 60Hz

Other coil voltage and frequency values are available on request. NOTE: No coil change or replacement is possible for BG types.

② Limited to 300V UL rating only. For other type suitable up to 600V UL rating, contact Sales & Technical Support for details and pricing.

③ Complete catalog number with coil digit per following table.

Coil digit	Voltage range
	AC/DC
024	24V
110	110-125V
220	220-240V
460	440-480V

Other coil voltage values are available on request. 24V type is not possible for B500-B1600 contactors.

④ Complete catalog number with coil digit 110 for 110-125VAC, 220 for 220-240VAC or 460 for 440-480VAC only. Contact Sales & Technical Support for pricing.

⑤ Highly conductive auxiliary contact.

Positively guided contacts

See page 3-24 or TC-26 for contactors with NC contacts. See page 3-25 or TC-27 for add-on auxiliary contacts.

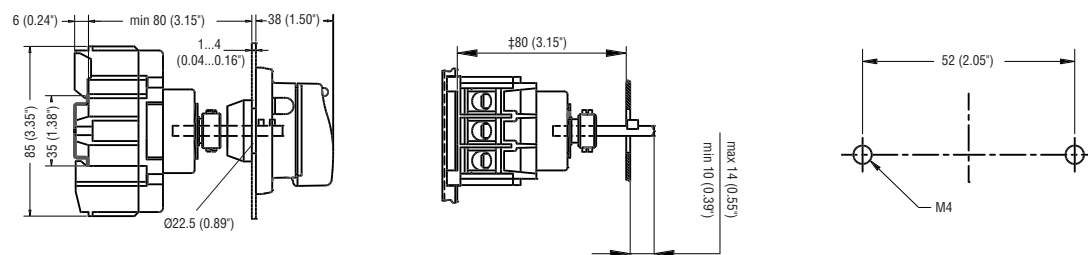
Certifications and compliance

BG mini-contactors: UL listed for USA and Canada, file E93602 except for BFP09 which is UL Recognized for USA and Canada, file E93602, with 300V rating maximum. BF contactors: UL listed for USA and Canada, file E93602. BF50-BF95 types are also CSA certified, file LR 54332-1 and LR 54332-26.

B115-B400 contactors: UL listed for USA and Canada, file E93602; CSA certified, file LR 54332-1 and LR 54332-26. B500-B600 contactors: UL listed for USA and Canada pending completion.

Compliant with standards: IEC/EN 60947-1, IEC/EN 60947-4-1.

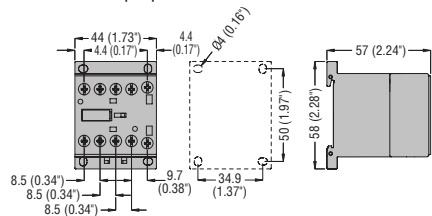
Door coupling version **GUS** with **GUSH** and **GUSS**



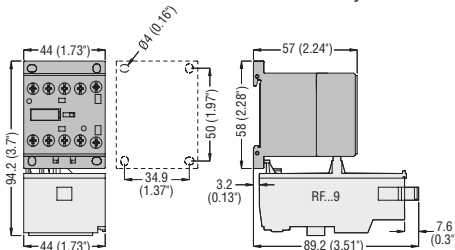
IEC style contactors DP definitive purpose contactors

THREE AND FOUR-POLE **BG** AND **DPBG** MINI-CONTACTORS AND CONTROL RELAY WITH AC OR DC COIL

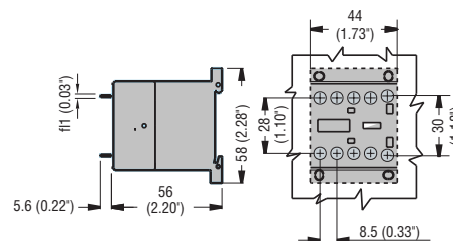
BG mini-contactors or control relay
DPBG definite purpose contactor



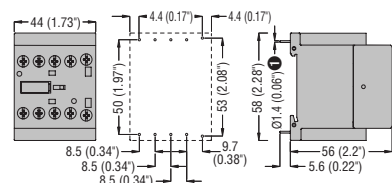
BG and **DPBG** mini-contactors
with screw terminals and **RF...9** thermal relay



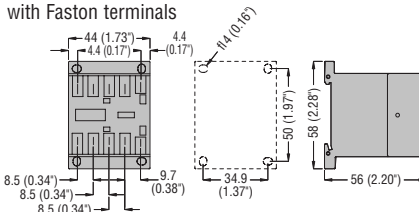
BGS with front PCB solder pins



BGP
with rear PCB solder pins



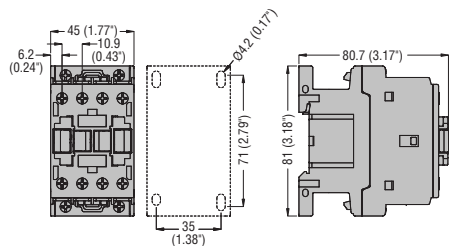
BGF
with Faston terminals



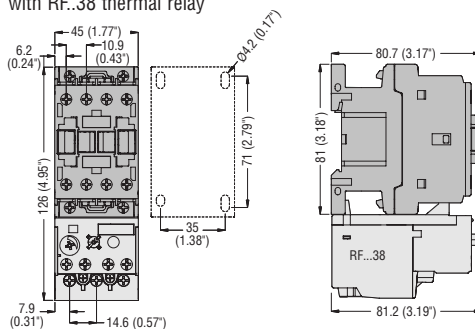
① Recommended PCB drillings 1.7-2mm (0.07-0.08in).

BF AND **DPBF** CONTACTORS WITH AC COIL

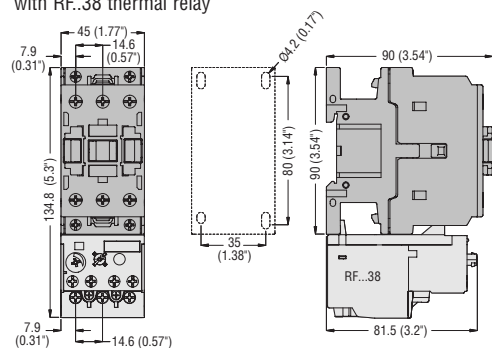
BF00A control relay - **DPBF09A** - **DPBF12A** - **DPBF18A** definite purpose and **BF09A** - **BF12A** - **BF18A** - **BF25A** contactors four poles



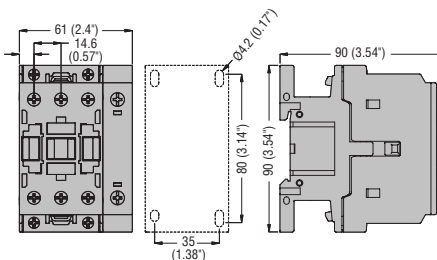
BF09A - **BF12A** - **BF18A** - **BF25A** - **DPBF09A** - **DPBF12A** - **DPBF18A** three poles
with **RF...38** thermal relay



BF26A - **BF32A** - **BF38A** - **DPBF26A** - **DPBF32A** three poles
with **RF...38** thermal relay



BF26 T - **BF32 T** - **BF38 T** - **DPBF26 T** - **DPBF32 T** four poles



① **DPBF32A** fitted with fourth pole **BFX42**.